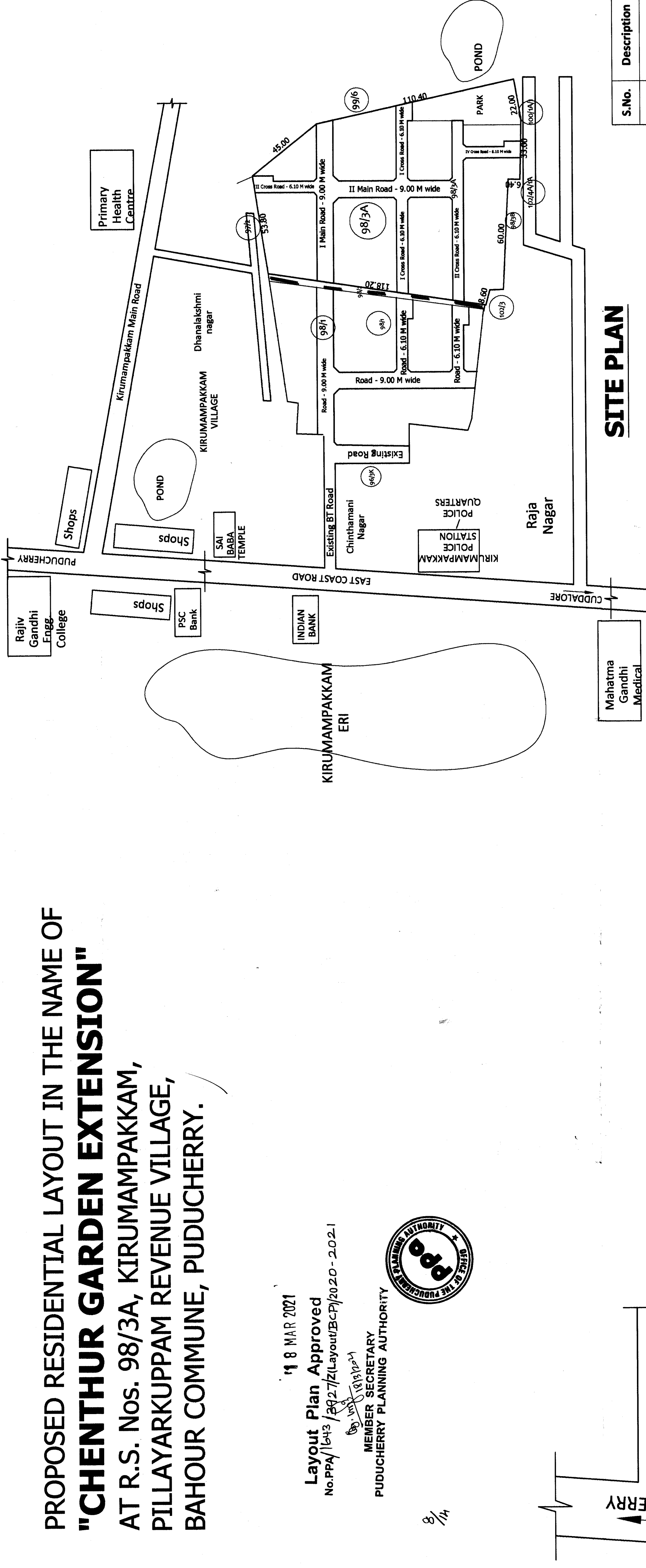



**PROPOSED RESIDENTIAL LAYOUT IN THE NAME OF  
"CHENTHUR GARDEN EXTENSION"  
AT R.S. Nos. 98/3A, KIRUMAMPAKKAM,  
PILLAYARKUPPAM REVENUE VILLAGE,  
BAHOOR COMMUNE, PUDUCHERRY.**

11 8 MAR 2021  
Layout Plan Approved  
No.PPA/1643/3927/Layout/B&P/2020-2021



**SITE PLAN**

| S.No. | Description   | No. of Plots |
|-------|---------------|--------------|
| 1     | Regular Plots | 49           |
| 2     | EWS plots     | 19           |
|       | <b>Total</b>  | <b>68</b>    |

| Description                                                                                                  | Details       |
|--------------------------------------------------------------------------------------------------------------|---------------|
| Area of land as per Document                                                                                 | 13254.00 Sq.M |
| Layout Area                                                                                                  | 13235.88 Sq.M |
| Area Under Roads                                                                                             | 3051.27 Sq.M  |
| Area of Communal and Recreational Space (OSR)                                                                | 1020.00 Sq.M  |
| Area of EWS/LIG Plots (19 Plots)                                                                             | 1043.83 Sq.M  |
| Area of Regular Plots Reserved for Public Purpose for buying by Govt./Agencies (Plot No. 62 to 66) (5 Plots) | 1032.57 Sq.M  |
| Area of Regular Residential Plots for Sale by Promoter (49 Plots)                                            | 7088.21 Sq.M  |

| DETAILS OF ROAD                                    |       |       |       |       |                |
|----------------------------------------------------|-------|-------|-------|-------|----------------|
| Road Name                                          | NORTH | SOUTH | EAST  | WEST  | Area in SQM    |
| I Main Road                                        | 85.46 | 88.81 | 9.24  | 9.10  | 784.22         |
| II Main Road                                       | 9.00  | 9.00  | 65.05 | 65.05 | 585.45         |
| Corner Splays - 2 Nos. (Plot Nos. 14 & 15)         |       |       |       |       | 9.00           |
| Corner Splays - 2 Nos. (Plot Nos. 5 & 9)           |       |       |       |       | 2.50           |
| I Cross Road                                       | 51.66 | 52.58 | 6.10  | 6.10  | 317.93         |
|                                                    | 41.20 | 42.85 | 6.10  | 6.10  | 256.35         |
| Corner Splays - 4 Nos. (Plot Nos. 24, 25, 33 & 34) |       |       |       |       | 5.00           |
| I Cross road - Cul De Sac portion                  | 9.93  | 10.70 | 2.90  | 2.90  | 29.91          |
| II Cross Road                                      | 97.91 | 98.56 | 6.10  | 6.10  | 599.23         |
| Corner Splays - 2 Nos. (Plot Nos. 48 & 49)         |       |       |       |       | 2.50           |
| III Cross Road                                     | 6.17  | 6.10  | 34.61 | 33.60 | 208.04         |
| III Cross road - Cul De Sac portion                | 3.00  | 3.00  | 10.94 | 10.37 | 31.97          |
| IV Cross Road                                      | 6.10  | 6.10  | 31.29 | 31.18 | 190.53         |
| IV Cross road - Cul De Sac portion                 | 2.90  | 2.90  | 9.04  | 8.99  | 26.14          |
| Corner Splays - 2 Nos. (Plot Nos. 54 & 61)         |       |       |       |       | 2.50           |
| <b>Total</b>                                       |       |       |       |       | <b>3051.27</b> |

Scale: 1:500  
All dimensions are in Metres

**Promoter**

**For CHENTHUR REAL AGENCY**

**Architect**

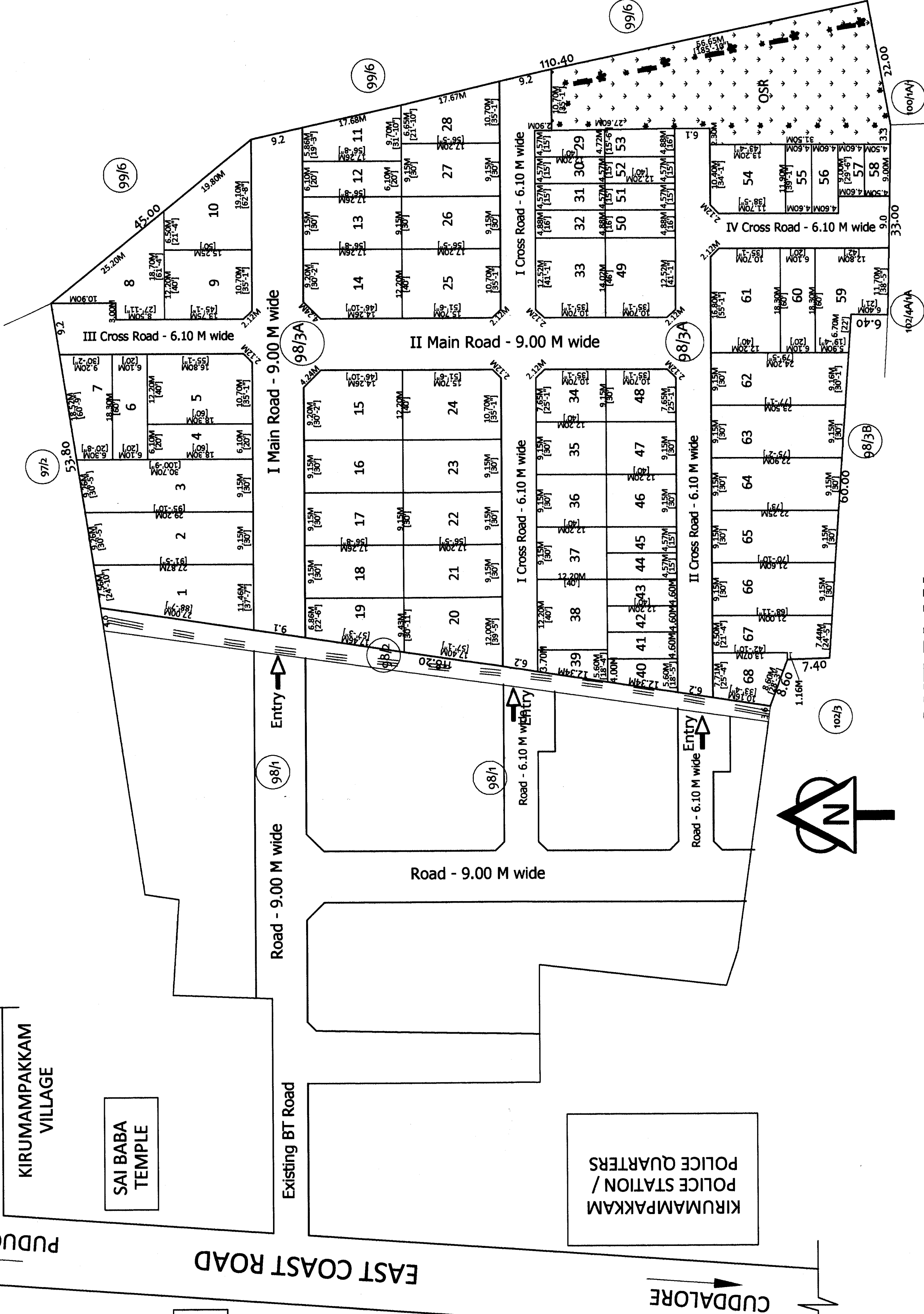
*Amalavanan*

K. AMBALAVANAN & ARCH. ALLIA  
1108 PALLIGUARA ROAD  
NEO DESIGN ARCHITECTS  
No.19/B, South Coast St. D.R. Nagar,  
Kozhikode (Po), Palakkad - 686 013.  
Cell: 8442132771, 8379145161

| REGULAR PLOTS - 49 NOS.            |                     |               |                    |
|------------------------------------|---------------------|---------------|--------------------|
| S. No.                             | Area in Sq.M.       | Area in Sq.ft | Area in Sq.ft      |
| 1                                  | 254.33              | 2737          | 1694               |
| 2                                  | 261.09              | 2809          | 1694               |
| 3                                  | 274.04              | 2949          | 1606               |
| 4                                  | 111.63              | 1200          | 1829               |
| 5                                  | 222.14              | 2390          | 1189               |
| 6                                  | 111.63              | 1200          | 1200               |
| 7                                  | 141.82              | 1526          | 1200               |
| 8                                  | 179.53              | 1932          | 1200               |
| 9                                  | 184.92              | 1990          | 1602               |
| 10                                 | 195.12              | 2100          | 1200               |
| 11                                 | 134.54              | 1448          | 1200               |
| 12                                 | 105.28              | 1133          | 1189               |
| 13                                 | 157.93              | 1700          | 1829               |
| 14                                 | 206.07              | 2218          | 1679               |
| 15                                 | 206.07              | 2218          | 2034               |
| 16                                 | 157.93              | 1699          | 1200               |
| 17                                 | 157.93              | 1699          | 2391               |
| 18                                 | 157.93              | 1699          | 2348               |
| 19                                 | 140.58              | 1513          | 2284               |
| 20                                 | 184.30              | 1984          | 2223               |
| 21                                 | 157.38              | 1694          | 2159               |
| 22                                 | 157.38              | 1694          | 2097               |
| 23                                 | 157.38              | 1694          | 1534               |
| 24                                 | 208.72              | 2246          | 1084               |
| 25                                 | 208.72              | 2246          |                    |
| <b>Total area of Regular Plots</b> | <b>8120.78 Sq.M</b> |               | <b>87383 Sq.ft</b> |

| EWS PLOTS - 19 NOS.            |                     |               |                    |
|--------------------------------|---------------------|---------------|--------------------|
| S. No.                         | Area in Sq.M.       | Area in Sq.ft | Area in Sq.ft      |
| 1                              | 56.66               | 610           | 600                |
| 2                              | 55.75               | 600           | 641                |
| 3                              | 55.75               | 600           | 600                |
| 4                              | 59.54               | 640           | 600                |
| 5                              | 56.73               | 610           | 631                |
| 6                              | 58.56               | 630           | 590                |
| 7                              | 56.12               | 604           | 446                |
| 8                              | 56.12               | 604           | 436                |
| 9                              | 55.75               | 600           |                    |
| <b>Total area of EWS Plots</b> | <b>1043.83 Sq.M</b> |               | <b>11236 Sq.ft</b> |



**LAYOUT PLAN**